

**Series 2, Built-in fridge-freezer with freezer at bottom, 177.2 x 54.1 cm, flat hinge
KIN85NFE0G**



The spacious built-in fridge-freezer combination with No Frost provides optimal food storage and ice formation is no longer an issue.

- **MultiBox XXL:** extra-large drawer for your fruit and vegetables.
- **No Frost:** never defrost again, thanks to perfect protection from ice formation - that saves time and effort.
- **Cool Airflow:** maintains optimal air circulation and a constant temperature level throughout the cooling area.
- **LED lighting:** all your items in perfect view.
- **Door Open Alarm:** reminds you if the door is not closed properly.

Technical Data

| | |
|--|------------------|
| Energy Efficiency Class ¹ : | E |
| Average annual energy consumption in kilowatt hour per year (kWh/a): | 239 kWh/annum |
| Sum of volume of frozen compartments: | 99 l |
| Sum of volume of chill compartments: | 150 l |
| Airborne acoustical noise emissions : | 39 dB(A) re 1pW |
| Airborne acoustical noise emission class: | C |
| Built-in / Free-standing: | Built-in |
| Door panel options: | Not possible |
| Height: | 1772 mm |
| Width of the appliance: | 541 mm |
| Depth: | 548 mm |
| Required niche size for installation (HxWxD): | 1775x560x550 mm |
| Net weight: | 54.5 kg |
| EAN code: | 4242005439607 |
| Fuse protection: | 10 A |
| Door hinge: | Right reversible |
| Voltage: | 220-240 V |
| Frequency: | 50 Hz |
| Length electrical supply cord: | 230 cm |
| Number of compressors: | 1 |
| Number of independent cooling systems: | 1 |
| Interior ventilator: | No |
| Reversible Door Hinge: | Yes |
| Number of Adjustable Shelves in fridge compartment: | 2 |
| Shelves for Bottles: | No |
| Frost free system: | Freezer |
| Installation typology: | Integrated |



¹ Scale of Energy Efficiency Classes from A to G

Series 2, Built-in fridge-freezer with freezer at bottom, 177.2 x 54.1 cm, flat hinge KIN85NFE0G

Additional features

The spacious built-in fridge-freezer combination with No Frost provides optimal food storage and ice formation is no longer an issue.

Performance and Consumption

- EU19_EEK_D: E
- Total Volume : 249 l
- Annual Energy Consumption: 239 kWh/a
- Noise Level : 39 dB , EU19_Noise emission class_D: C

Functions

- Bright interior LED fridge light in fridge section
- Built-in fridge-freezer

Design features

- NO_FROST_NEU_BL, never have to defrost ever again
- EU19_Fast freezer facility_D
- LED electronic control
- Super Cooling: automatic deactivation
- Optical and accoustical
- Automatic defrost fridge

Design features

- 3 safety glass shelves of which 2 are height adjustable
- Door shelves in fridge door: 1 large and 1 small.

Freshness System

- 1 MultiBox - Transparent drawer with a rippled bottom, ideal for storing fruits and vegetables.

Food freshness system

- Net Freezer Volume : 99 l
- Freezing capacity 24h : 5.5 kg
- Temperature rise time : EU19_Temperature rise time_D: 10 H
- 4 freezer drawers

Dimension and installation

- Dimensions: 177.2 cm H x 54.1 cm W x 54.8 cm D
- Niche Dimensions: 177.5 cm H x 56 cm W x 55 cm D

Key features - Fridge section

- Right hinged door, door reversible
- Length of power cord:230 cm
- Climate Class: SN-ST
- 220 - 240 V

Key features - Freezer section

- 1 x ice cube tray

Country Specific Options

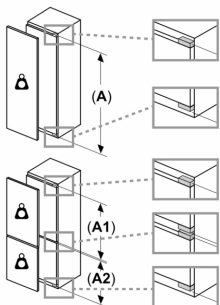
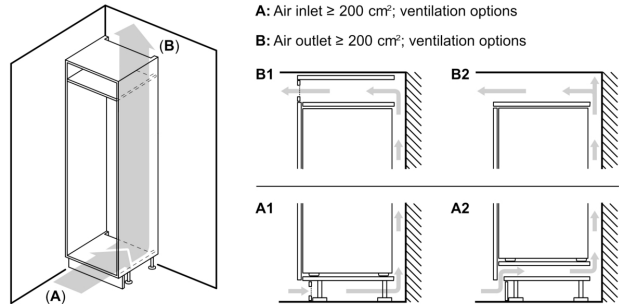
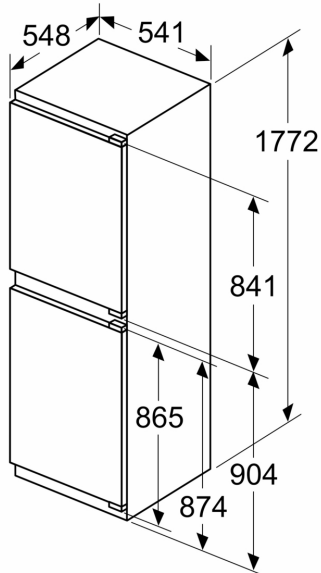
- Based on the results of the standard 24-hour test. Actual consumption depends on usage/position of the appliance.

Design features

Dimension and installation

**Series 2, Built-in fridge-freezer with
freezer at bottom, 177.2 x 54.1 cm,
flat hinge
KIN85NFE0G**

measurements in mm



Maximal permissible weight of the unit fronts

Fitted unit fronts that exceed the permissible weight may cause damage and result in functional impairment of the hinges

Δ Weight

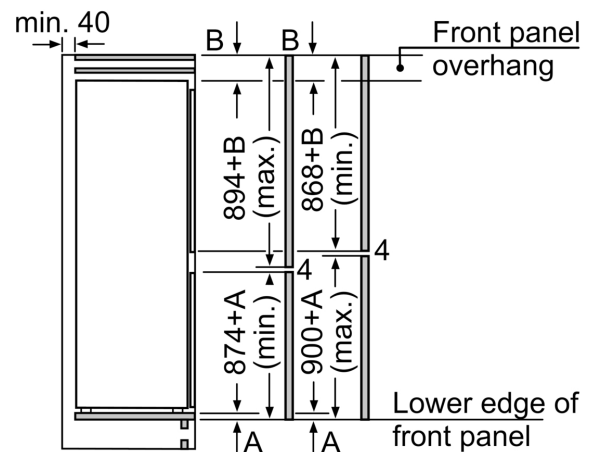
A: Appliance door height including hinges in mm

B: Undamped hinge, unit front in kg

C: Damped hinge, unit front in kg

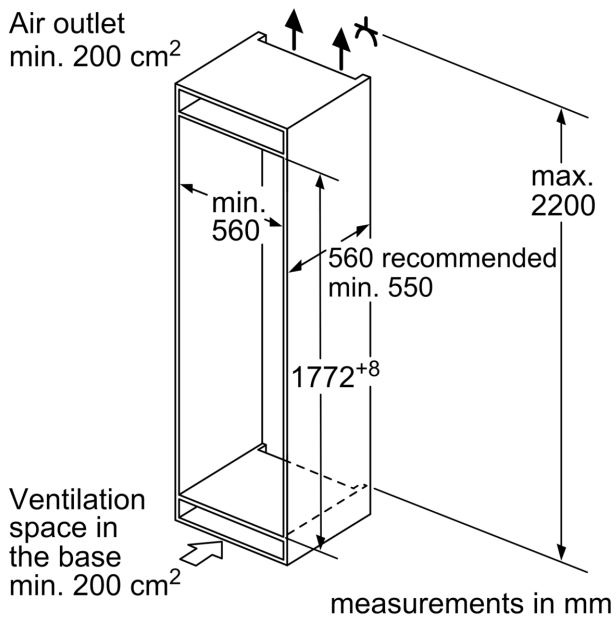
D: Additional possible load in kg with heavy load kit

| A | B | C | D |
|-----------|----|----|-----------|
| 1500-1750 | 22 | 22 | |
| 720-1400 | 19 | 19 | B+5 / C+5 |
| A1 | 15 | 19 | |
| A2 | 15 | 19 | |

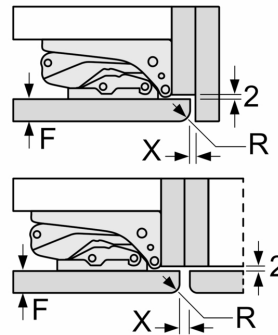


The specified unit door dimensions
are valid for a door gap of 4 mm.

measurements in mm



measurements in mm
Recommended gap dimensions for flat hinges



| F | R | X |
|-------|-----|-----|
| 16-19 | 0-3 | 2.5 |
| 20 | 0-1 | 3 |
| | 2-3 | 2.5 |
| 21 | 0-1 | 3 |
| | 2-3 | 2.5 |
| 22 | 0 | 4 |
| | 1 | 3.5 |
| | 2-3 | 3 |

The gap dimensions recommended in the table must be adhered to in order to ensure that appliance doors do not collide with anything when they are opened, and to avoid causing damage to kitchen units.